

# 5021-A | AIR APPLIED CALIPER DISC BRAKE




## KEY BENEFITS

Bronze & stainless steel construction

Easily changed brake pads

Well matched to Kobelt's standard range of 2" ventilated discs



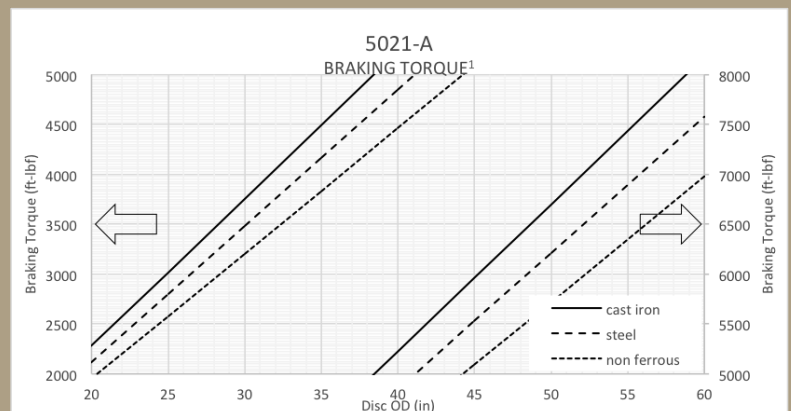
## Putting you in control.

For over three decades, Kobelt has been manufacturing rugged, durable disc brakes for the oil and gas, mining, material handling and manufacturing industries. Constructed of bronze and stainless steel, Kobelt's disc brakes are built to last in the harshest conditions.

Available with several options, these caliper disc brakes are well suited for service braking applications on uncoilers, work boats and more.

## SPECIFICATIONS

Normal Force:	0...4310 lbs	[19.2 KN]
Maximum Pressure:	100 psi	[6.9 bar]
Port Size:	¼ NPT	
Actuator Volume:	7.3 in <sup>3</sup>	[120 cc]
Temperature Range:	-40°F...+120°F -40°C...+49°C	
Disc Thickness:	2 in	[51 mm]
Minimum Disc Diameter:	20 in	[508 mm]
Maximum Disc Diameter:	unlimited <sup>2</sup>	
Pad Life:	1045 hp-hr	[779 kw-hr]
Weight:	51 lbs	[23.3 kg]

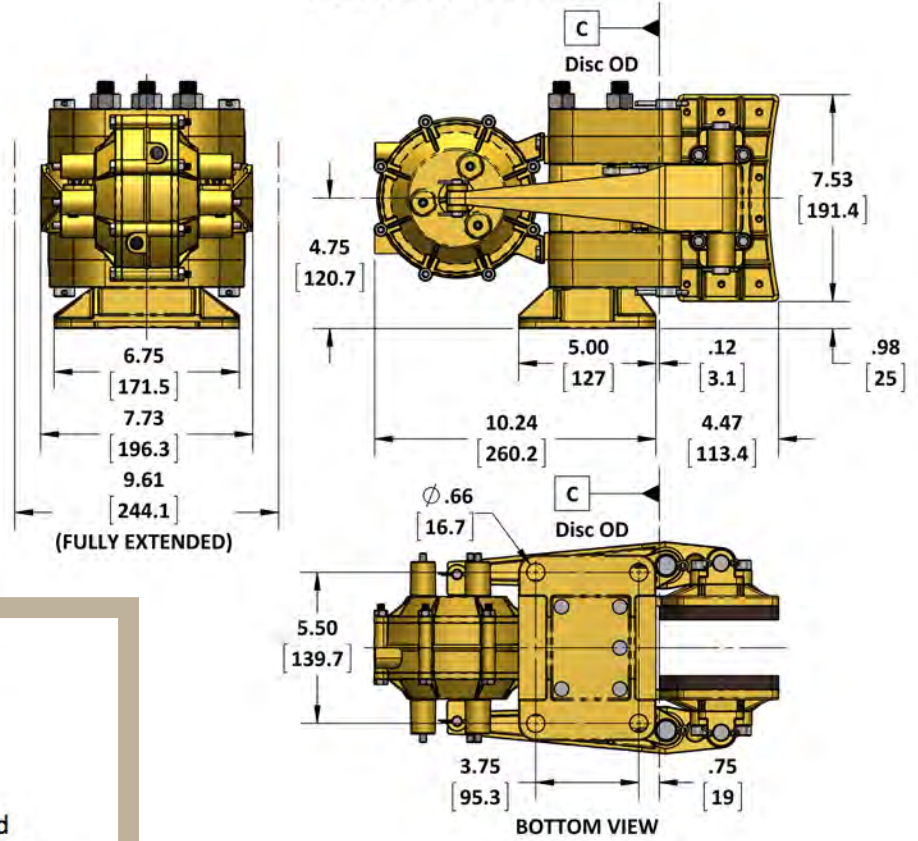


<sup>1</sup> Values in this chart are theoretical and for reference only. They are based on properly bedded and burnished linings acting on a rotor at 20°C and manufactured to required specifications.

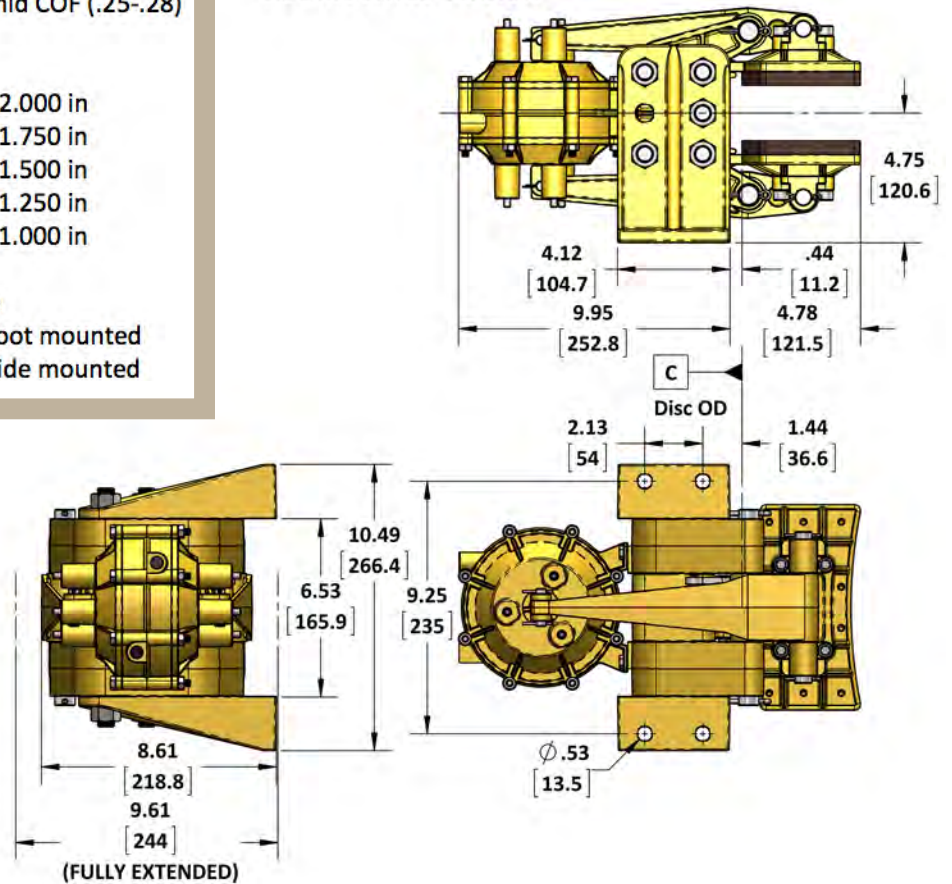
<sup>2</sup> Requires a minimum 4.34 in [110 mm] wide face.

# SPECIFICATIONS

## FOOT MOUNTED VERSION



## SIDE MOUNTED VERSION



## Brake Model Code Key

5021-A  -  -

### Friction material

- (blank) = standard
- N = non-sparking
- C = low COF (.12-.15)
- E = mid COF (.25-.28)

### Disc thickness

- (blank) = 2.000 in
- 175 = 1.750 in
- 150 = 1.500 in
- 125 = 1.250 in
- 100 = 1.000 in

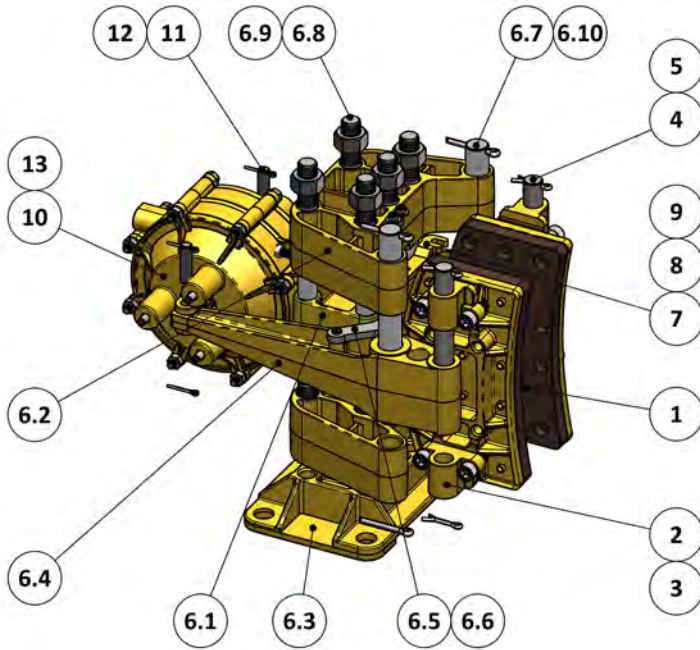
### Mounting code

- (blank) = foot mounted
- W = side mounted

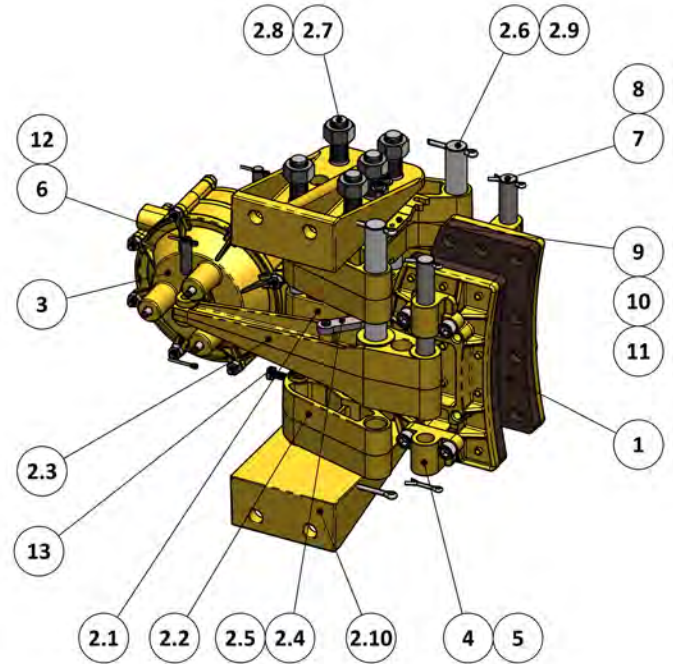


# PARTS LISTING

## 5021-A Caliper Brake



## 5021-AW Caliper Brake

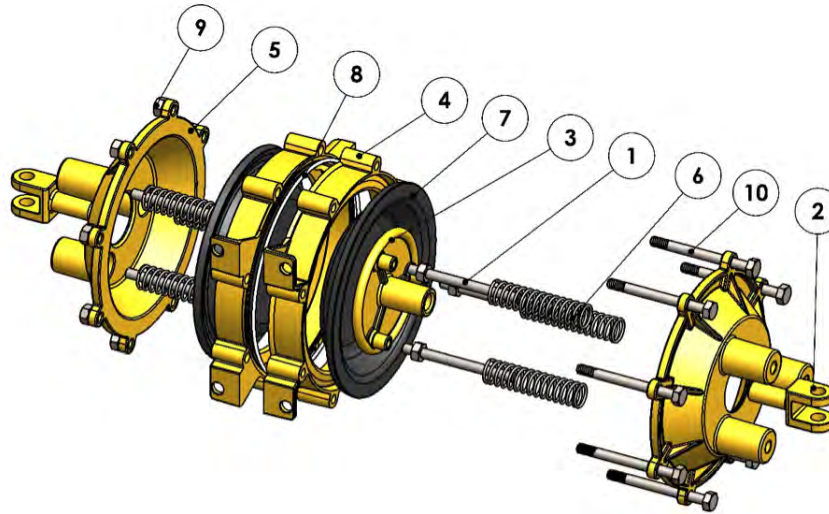


ITEM	QTY.	PART NUMBER	5021-A DESCRIPTION
1	2	5021-LS	SHOE ASSEMBLY, 5021 CALIPER, 1/2" K5
2	4	5021-0006	PIVOT BLOCK, 5021 CALIPER
3	8	1002-1216	SCREW, SKT HD CAP, 3/8-16 UNC X 1, SS
4	2	5021-0021	SHOE PIN, 5021 CALIPER
5	4	1026-0516	COTTER PIN, 1/8" X 1", SS
6	1	5021-SUB	SUB-ASSEMBLY, 5021 CALIPER
6.1	1	5021-0003	SPACER, 5021 CALIPER
6.2	2	5021-0002	SADDLE, 5021 CALIPER
6.3	1	5021-0001	FOOT, 5021 CALIPER
6.4	2	5021-0004	LEVER, 5021 CALIPER
6.5	2	5021-0011	BALANCING LINK, PART 1, 5021 CALIPER
6.6	2	5021-0226	LINK PIN, 5/16NC X 7/8 LG
6.7	2	5021-0022	SADDLE PIN, 5021 CALIPER
6.8	5	5021-0023	TIE ROD, 5/8-11NC
6.9	5	1022-0116	REG HEX NUT 5/8-11 NC, GR 18-8
6.1	4	1026-0824	COTTER PIN, 3/16 X 1 1/2
7	2	5021-0012	BALANCE LINK NO. 2, 5021 CALIPER
8	4	1002-0808	SCREW, SKT HD CAP, #10-24 UNC x 1/2 LG, SS
9	4	1023-0108	WASHER, FLAT, #10, TYPE A, SS
10	1	6112	AIR APPLIED ACTUATOR, 6112
11	2	6112-0010L	PIN, LONG, 6112 ACTUATOR
12	4	1026-0312	COTTER PIN, 3/32" X 3/4", SS
13	4	1001-1008	SCREW, HEX HD, 1/4-20 UNC X 1/2, SS

ITEM	QTY.	PART NUMBER	5021-AW DESCRIPTION
1	2	5021-LS	SHOE ASSEMBLY, 5021 CALIPER, 1/2" K5
2	1	5021-SUB-W	SIDE MOUNT SUB-ASSEMBLY, 5021 CALIPER
2.1	1	5021-0003	SPACER, 5021 CALIPER
2.2	2	5021-0002	SADDLE, 5021 CALIPER
2.3	2	5021-0004	LEVER, 5021 CALIPER
2.4	2	5021-0011	BALANCING LINK, PART 1, 5021 CALIPER
2.5	2	5021-0226	LINK PIN, 5/16NC X 7/8 LG
2.6	2	5021-0022	SADDLE PIN, 5021 CALIPER
2.7	5	5021-0023	TIE ROD, 5/8-11NC
2.8	10	1022-0116	REG HEX NUT 5/8-11 NC, GR 18-8
2.9	4	1026-0824	COTTER PIN, 3/16 X 1 1/2
2.1	2	5021-0101	SIDE MOUNT BRACKET, 5021 CALIPER
3	1	6112	AIR APPLIED ACTUATOR, 6112
4	4	5021-0006	PIVOT BLOCK, 5021 CALIPER
5	8	1002-1216	SCREW, SKT HD CAP, 3/8-16 UNC X 1, SS
6	2	6112-0010L	PIN, LONG, 6112 ACTUATOR
7	2	5021-0021	SHOE PIN, 5021 CALIPER
8	4	1026-0516	COTTER PIN, 1/8" X 1", SS
9	2	5021-0012	BALANCE LINK NO. 2, 5021 CALIPER
10	4	1002-0808	SCREW, SKT HD CAP, #10-24 UNC x 1/2 LG, SS
11	4	1023-0108	WASHER, FLAT, #10, TYPE A, SS
12	4	1026-0312	COTTER PIN, 3/32" X 3/4", SS
13	4	1001-1008	SCREW, HEX HD, 1/4-20 UNC X 1/2, SS

# PARTS LISTING

## 6112 Actuator



ITEM	QTY.	PART NUMBER	6112 DESCRIPTION
1	6	6112-0007	GUIDE PIN, 6112 ACTUATOR
2	2	6112-0005	CLEVIS, 6112 ACTUATOR
3	2	6112-0003	DIAPHRAGM WASHER, 6112 ACTUATOR
4	2	6112-0002	CENTRE HOUSING, 6112 ACTUATOR
5	2	6112-0001	END CAP, 6112 ACTUATOR
6	6	1201-0146	SPRING, COMPRESSION, .640 OD X .065 WIRE X 2.95 L
7	2	1105-0012	DIAPHRAGM, NO. 12 SIZE
8	1	1101-0161	O-RING, 5-1/2 ID X 3/32 THK, NBR70
9	14	1022-0110	HEX NUT, 1/4-20-NC, GR18-8
10	8	1001-1044	BOLT, HX HD, 1/4-20 X 2.75, SS

Note: Parts lists are applicable to standard models only.