


5023-A | AIR APPLIED CALIPER DISC BRAKE



KEY BENEFITS

Bronze & stainless steel construction

Easy brake pad replacement

Well matched to Kobelt's standard range of 2" ventilated discs



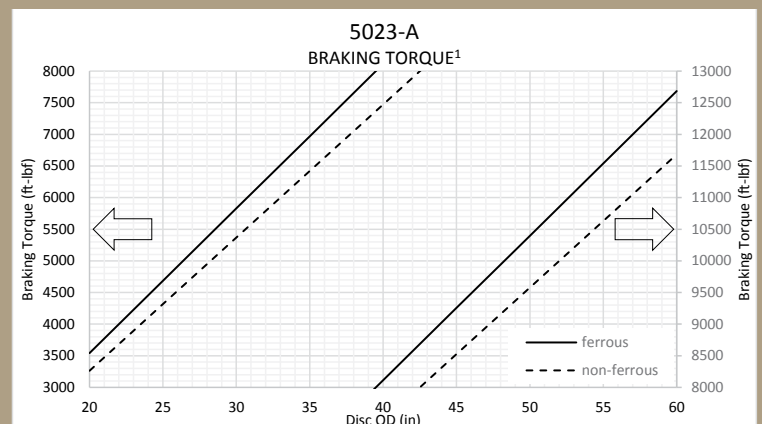
Putting you in control.

For over three decades, Kobelt has been manufacturing air applied disc brakes using a double diaphragm design for accurate tension control. Constructed of bronze and stainless steel, Kobelt's disc brakes are built to last in the harshest conditions.

Available with several options, these caliper disc brakes are well suited for service braking applications on uncoilers, work boats and more .

SPECIFICATIONS

Normal Force:	0....7220 lbs	[32.1 KN]
Maximum Pressure:	100 psi	[6.9 bar]
Port Size:	¼ NPT	
Actuator Volume:	14.6 in ³	[240 cc]
Temperature Range:	-40°F...+120°F -40°C...+49°C	
Disc Thickness:	2 in	[51 mm]
Minimum Disc Diameter:	20 in	[508 mm]
Maximum Disc Diameter ² :	60 in	[1524 mm]
Pad Life:	2460 hp-hr	[1834 kw-hr]
Total Pad Area:	53 in ²	[344 cm ²]
Weight:	61 lbs	[27.7 kg]

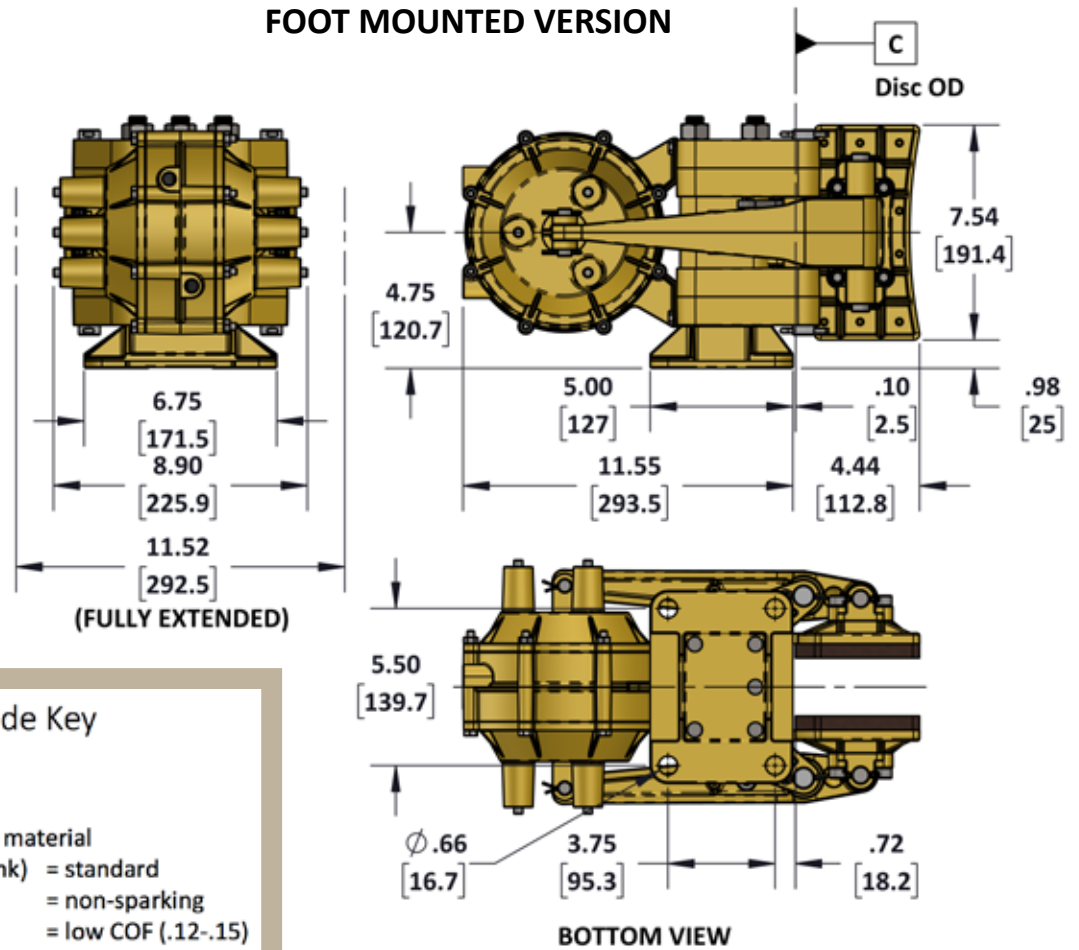


¹ Values in this chart are theoretical and for reference only. They are based on properly bedded and burnished linings acting on a rotor at 20°C and manufactured to required specifications.

² Requires a minimum 4.34 in [110 mm] wide face.

SPECIFICATIONS

FOOT MOUNTED VERSION



Brake Model Code Key

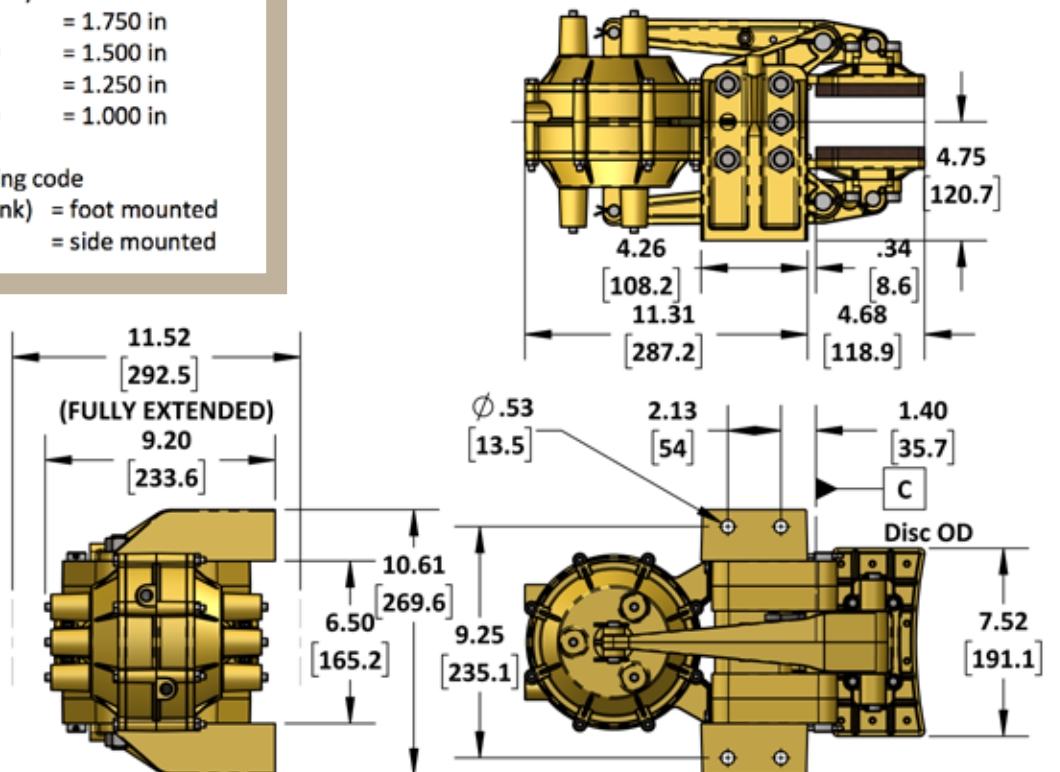
5023-A - -

Friction material
 (blank) = standard
 N = non-sparking
 C = low COF (.12-.15)
 E = mid COF (.25-.28)

Disc thickness
 (blank) = 2.000 in
 175 = 1.750 in
 150 = 1.500 in
 125 = 1.250 in
 100 = 1.000 in

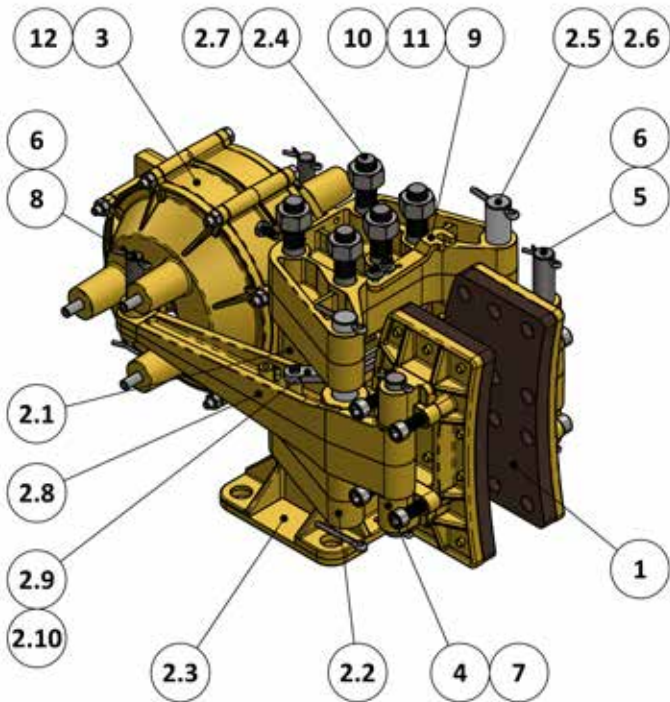
Mounting code
 (blank) = foot mounted
 W = side mounted

SIDE MOUNTED VERSION

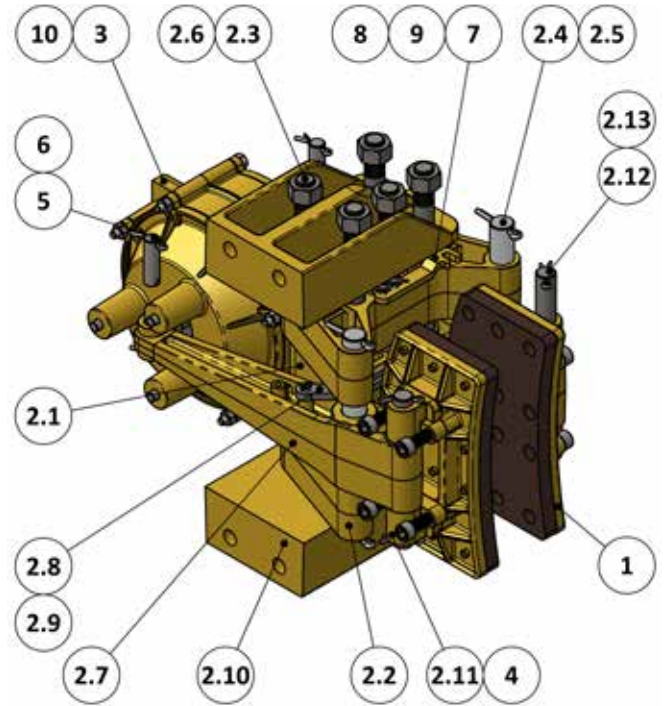


PARTS LISTING

5023-A Caliper Brake



5023-AW Caliper Brake

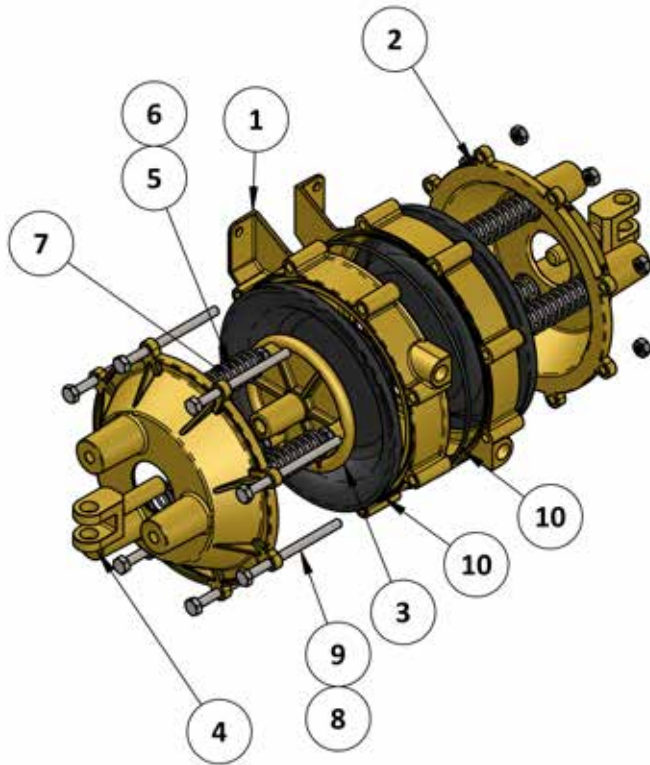


ITEM	QTY.	PART NUMBER	5023-A DESCRIPTION
1	2	5021-LS	SHOE ASSEMBLY, 5021 CALIPER, 1/2" K5
2	1	5023-SUB	SUB-ASSEMBLY, 5023 CALIPER
2.1	1	5021-0003	SPACER, 5021 CALIPER
2.2	2	5023-0002	SADDLE, 5021 CALIPER
2.3	1	5021-0001	FOOT
2.4	5	5021-0023	TIE ROD
2.5	2	5021-0022	SADDLE PIN, 5021 CALIPER
2.6	5	1022-0116	REG HEX NUT 5/8-11 UNC GR 18-8
2.7	2	5023-0004	LEVER 5023 CALIPER
2.8	2	5021-0011	BALANCING LINK PART 1 5021 CALIPER
2.9	2	5021-0226	LINK PIN 5/16 UNC X 7/8 LG
2.10	4	5021-0006	HINGE BLOCK
2.11	2	5021-0021	SHOE PIN 5021 CALIPER
2.12	4	1026-0820	COTTER PIN SS 3/16" X 1 1/4"
2.13	4	1026-0516	COTTER PIN 1/8 X 1 SS
3	1	6120	AIR APPLIED ACTUATOR, 6120
4	8	1002-1216	SCREW, SKT HD CAP, 3/8-16 UNC X 1, SS
5	2	6230-0010	CLEVIS PIN 1/2 IN DIA
6	4	1026-0516	COTTER PIN 1/8 X 1 SS
7	2	5021-0012	BALANCE LINK NO. 2 5021 CALIPER
8	4	1023-0108	WASHER FLAT #10 TYPE A SS
9	4	1002-0808	SCREW, SKT HD CAP, #10 UNC x 1/2 LG, SS
10	4	1001-1008	SCREW HEX HD 1/4-20 UNC X 1/2 SS

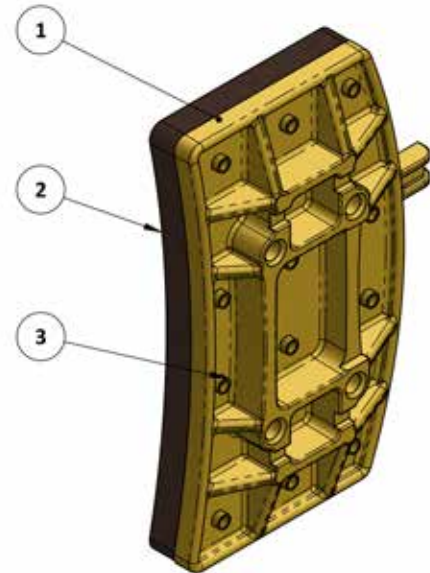
ITEM	QTY.	PART NUMBER	5023-AW DESCRIPTION
1	2	5021-LS	SHOE ASSEMBLY, 5021 CALIPER, 1/2" K5
2	1	5023-SUB-W	SIDE MOUNT SUB-ASSEMBLY, 5023 CALIPER
2.1	1	5021-0003	SPACER, 5021 CALIPER
2.2	2	5023-0002	SADDLE, 5023 CALIPER
2.3	5	5021-0023	TIE ROD
2.4	2	5021-0022	SADDLE PIN, 5021 CALIPER
2.5	4	1026-0824	COTTER PIN, 3/16 x 1 1/2, 18-8
2.6	10	1022-0116	REG HEX NUT 5/8-11 UNC GR 18-8
2.7	2	5023-0004	LEVER 5023 CALIPER
2.8	2	5021-0011	BALANCING LINK PART 1 5021 CALIPER
2.9	2	5021-0226	LINK PIN 5/16 UNC X 7/8 LG
2.10	2	5021-0101	SIDE MOUNT BRACKET, 5021 CALIPER
2.11	4	5021-0006	HINGE BLOCK
2.12	2	5021-0021	SHOE PIN 5021 CALIPER
2.13	4	1026-0516	COTTER PIN 1/8 X 1 SS
3	1	6120	AIR APPLIED ACTUATOR, 6120
4	8	1002-1216	SCREW, SKT HD CAP, 3/8-16 UNC X 1, SS
5	2	6230-0010	CLEVIS PIN 1/2 IN DIA
6	4	1026-0516	COTTER PIN 1/8 X 1 SS
7	2	5021-0012	BALANCE LINK NO. 2 5021 CALIPER
8	4	1023-0108	WASHER FLAT #10 TYPE A SS
9	4	1002-0808	SCREW, SKT HD CAP, #10 UNC x 1/2 LG, SS
10	4	1001-1008	SCREW HEX HD 1/4-20 UNC X 1/2 SS

PARTS LISTING

6120 Actuator



5021-LS



ITEM	QTY.	PART NUMBER	6120 DESCRIPTION
1	2	6120-0003	CENTRE HOUSING, 6120 ACTUATOR
2	2	6120-0002	END CAP, 6120 ACTUATOR
3	2	6120-0004	DIAPHRAGM WASHER, 6120 ACTUATOR
4	2	6120-0001	CLEVIS, 6120 ACTUATOR
5	6	6120-0005	GUIDE PIN, 6120 ACTUATOR
6	6	1022-0211	NUT, JAM, 5/16-18 UNC, SS
7	6	1201-0185	SPRING, COMPRESSION, .83ODX.08 WIREX4.43
8	8	1022-0110	NUT HEX 1/4-20 UNC 18-8
9	8	1001-1056	BOLT, HX HD, 1/4-20 UNC X 3.5", SS
10	1	6120-RK	REPAIR KIT, AIR APPLIED ACTUATOR

ITEM	QTY.	PART NUMBER	5021-LS DESCRIPTION
1	1	5021-0005	SHOE 5021 CALIPER
2	1	5021-0147	LINING 5021 1/2 in NON-SPARKING
3	12	1033-1007	RIVET, 1/4 X 7/16 (10-7), BRASS

Note: Parts lists are applicable to standard models only.