

# 5019-H | HYDRAULIC APPLIED CALIPER DISC BRAKE




## KEY BENEFITS

Bronze & stainless steel construction

Easily changed brake pads

Well matched to Kobelt's standard range of 3/4" ventilated discs



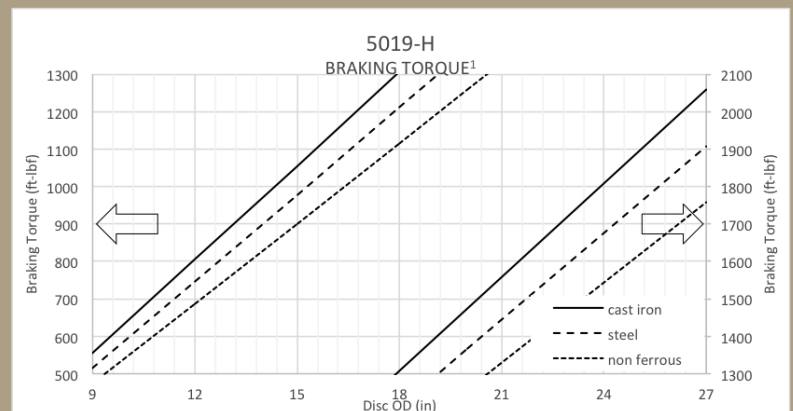
## Putting you in control.

For over three decades, Kobelt has been manufacturing rugged, durable disc brakes for the oil and gas, mining, material handling and manufacturing industries. Constructed of bronze and stainless steel, Kobelt's disc brakes are built to last in the harshest conditions.

Available with several options, these caliper disc brakes are well suited for service braking applications on uncoilers, paper machines and more.

## SPECIFICATIONS

Normal Force:	0...2440 lbs	[10.1 KN]
Maximum Pressure:	1000 psi	[69 bar]
Port Size:	-4 ORB	
Actuator Volume:	.2 in <sup>3</sup>	[4 cc]
Temperature Range:	-40°F...+120°F -40°C...+49°C	
Disc Thickness:	3/4 in	[19 mm]
Minimum Disc Diameter:	9 in	[229 mm]
Maximum Disc Diameter:	unlimited <sup>2</sup>	
Pad Life:	136 hp-hr	[101 kw-hr]
Weight:	13 lbs	[5.9 kg]

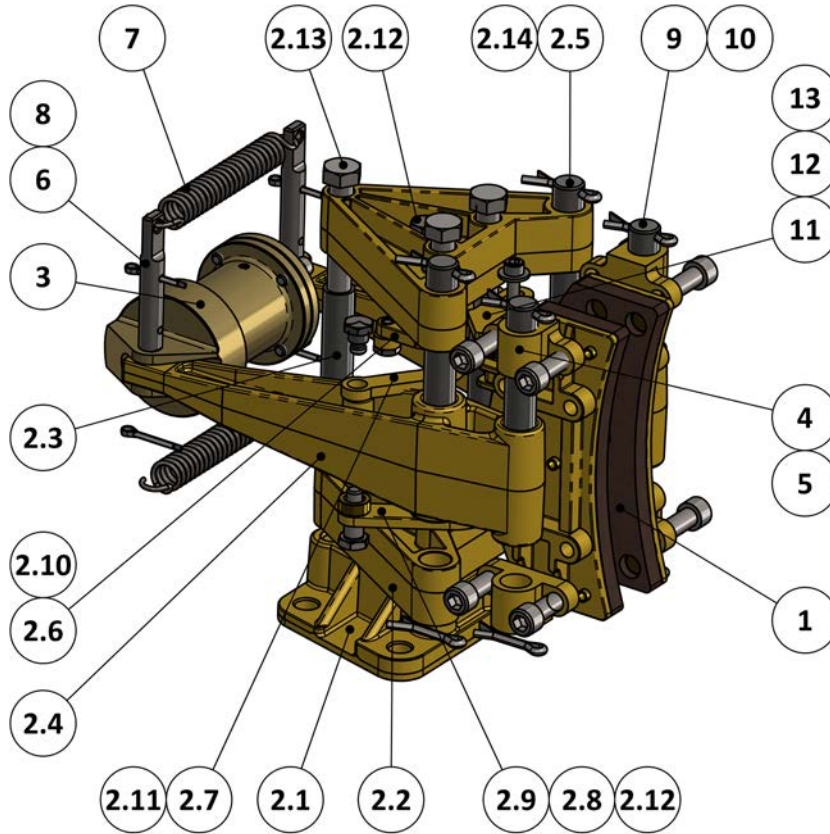


<sup>1</sup> Values in this chart are theoretical and for reference only. They are based on properly bedded and burnished linings acting on a rotor at 20°C and manufactured to required specifications.

<sup>2</sup> Requires a minimum 2.38 in [60 mm] wide face.

# PARTS LISTING

## 5019-H Caliper Brake



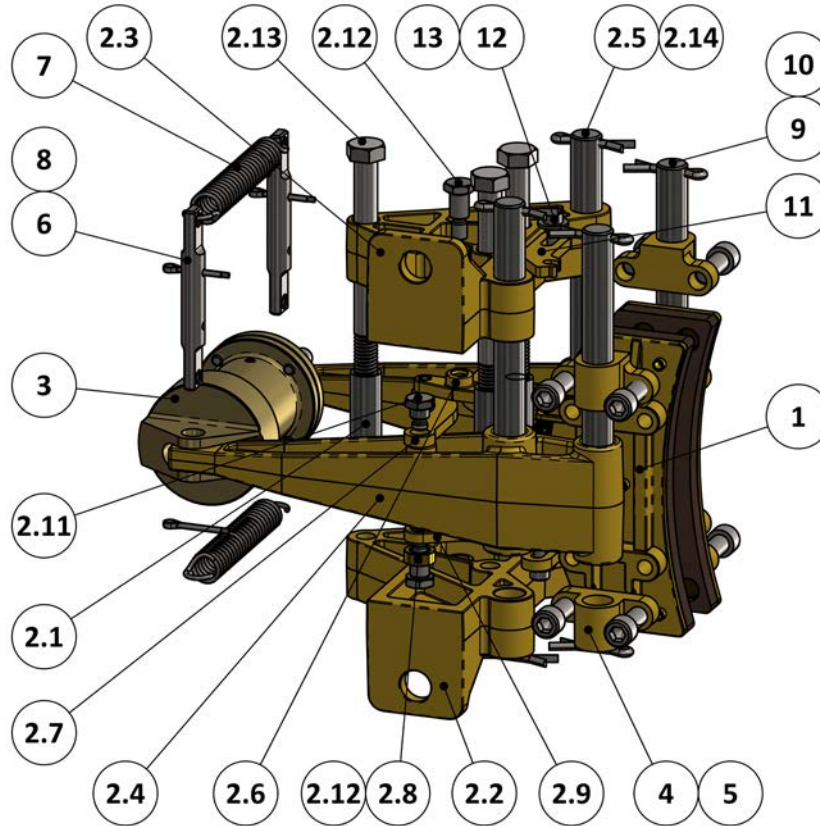
ITEM	QTY.	PART NUMBER	5019-H DESCRIPTION
1	2	5019-LS	SHOE ASSEMBLY, 5019 CALIPER, 5/16" K5
2	1	5019-SUB	SUB ASSEMBLY, 5019 CALIPER
2.1	1	5019-0001	BASE, 5019 CALIPER
2.2	2	5019-0002	SADDLE, 5019 CALIPER
2.3	3	5019-0003	SPACER, 5019 CALIPER
2.4	2	5019-0004	MACHINE, LEVER, 5019 CALIPER
2.5	2	5019-0022	SADDLE PIN, 5019 CALIPER
2.6	1	5019-0019	CENTER PIVOT LINK, 5019 CALIPER
2.7	2	5019-0010	CONNECTING LINK, 5019 CALIPER
2.8	1	5019-0027	SPACER, 5019 CALIPER
2.9	2	5019-0011	BALANCE LINK NO. 1, 5019 CALIPER
2.10	2	5019-0026	SHOULDER BOLT, 5019 CALIPER
2.11	1	5019-0025	SHOULDER BOLT, 5019 CALIPER
2.12	3	5019-0024	SHOULDER BOLT, 5019 CALIPER

continued

ITEM	QTY.	PART NUMBER	5019-H DESCRIPTION
2.13	3	1001-1280	BOLT, HX HD, 3/8-16 UNC X 5, 18-8
2.14	4	1026-0516	COTTER PIN, 1/8" X 1"
3	1	6107-H	HYDRAULIC ACTUATOR. 750 LBS
4	4	5019-0006	PIVOT BLOCK, 5019 CALIPER
5	8	1002-1112	SCREW, SKT HD CAP, 5/16-18 UNC X 3/4 LG, 18-8
6	2	6107-0107	CLEVIS PIN, 6107-H ACTUATOR
7	2	1202-0010	SPRING, EXTENSION, 0.53 OD X .072 WIRE, SS
8	4	1026-0312	COTTER PIN, 3/32" X 3/4", S/S
9	2	5019-0021	SHOE PIN, 5019 CALIPER
10	4	1026-0516	COTTER PIN, 1/8" X 1"
11	2	5019-0012	BALANCE LINK NO. 2, 5019 CALIPER
12	2	1002-0808	SCREW, SKT HD CAP, #10-24 UNC x 1/2 LG, SS
13	2	1023-0108	WASHER, FLAT, #10, TYPE A, SS

# PARTS LISTING

## 5019-HW Caliper Brake



ITEM	QTY.	PART NUMBER	5019-HW DESCRIPTION
1	2	5019-LS	SHOE ASSEMBLY, 5019 CALIPER, 5/16" K5
2	1	5019-SUB-W	SUB ASSEMBLY, 5019-W CALIPER
2.1	3	5019-0003	SPACER, 5019 CALIPER
2.2	1	5019-0102-R	SADDLE, SIDE MOUNT, RIGHT, 5019 CALIPER
2.3	1	5019-0102-L	SADDLE, SIDE MOUNT, 5019 CALIPER
2.4	2	5019-0004	MACHINE, LEVER, 5019 CALIPER
2.5	2	5019-0022	SADDLE PIN, 5019 CALIPER
2.6	1	5019-0019	CENTER PIVOT LINK, 5019 CALIPER
2.7	2	5019-0010	CONNECTING LINK, 5019 CALIPER
2.8	1	5019-0027	SPACER, 5019 CALIPER
2.9	2	5019-0011	BALANCE LINK NO. 1, 5019 CALIPER
2.10	2	5019-0026	SHOULDER BOLT, 5019 CALIPER
2.11	1	5019-0025	SHOULDER BOLT, 5019 CALIPER
2.12	3	5019-0024	SHOULDER BOLT, 5019 CALIPER

continued

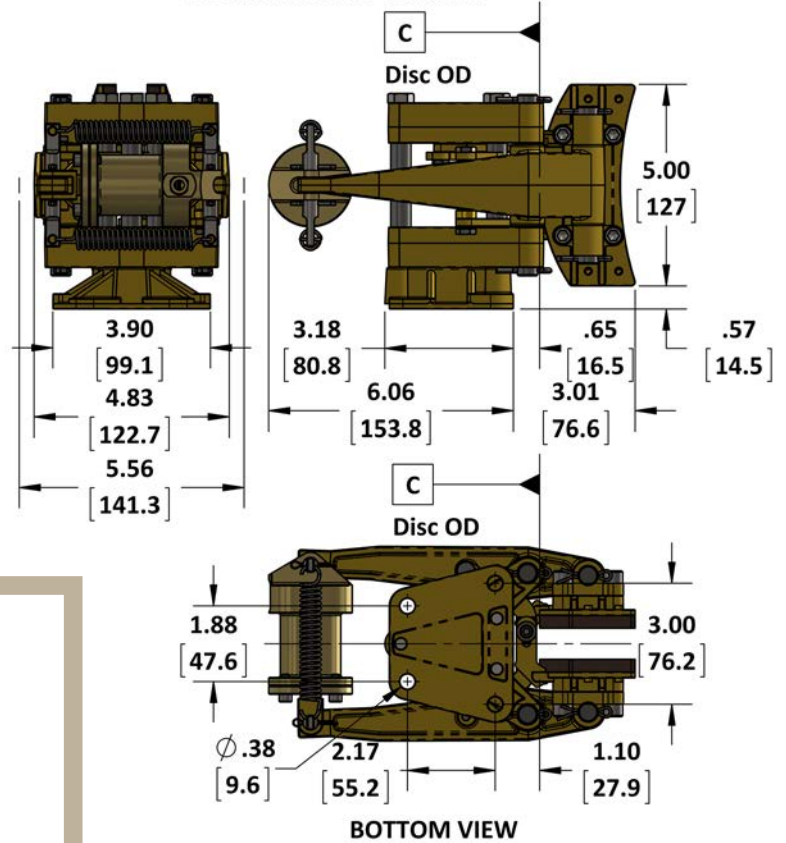
ITEM	QTY.	PART NUMBER	5019-HW DESCRIPTION
2.13	3	1001-1280	BOLT, HX HD, 3/8-16 UNC X 5, 18-8
2.14	4	1026-0516	COTTER PIN, 1/8" X 1"
3	1	6107-H	HYDRAULIC ACTUATOR. 750 LBS
4	4	5019-0006	PIVOT BLOCK, 5019 CALIPER
5	8	1002-1112	SCREW, SKT HD CAP, 5/16-18 UNC X 3/4 LG, 18-8
6	2	6107-0107	CLEVIS PIN, 6107-H ACTUATOR
7	2	1202-0010	SPRING, EXTENSION, 0.53 OD X .072 WIRE, SS
8	4	1026-0312	COTTER PIN, 3/32" X 3/4", S/S
9	2	5019-0021	SHOE PIN, 5019 CALIPER
10	4	1026-0516	COTTER PIN, 1/8" X 1"
11	2	5019-0012	BALANCE LINK NO. 2, 5019 CALIPER
12	2	1002-0808	SCREW, SKT HD CAP, #10-24 UNC x 1/2 LG, SS
13	2	1023-0108	WASHER, FLAT, #10, TYPE A, SS

Note: Parts lists are applicable to standard models only.



# SPECIFICATIONS

## FOOT MOUNTED VERSION



### Brake Model Code Key

5019-H  -  -

Friction material  
 (blank) = standard  
 N = non-sparking  
 C = low COF (.12-.15)  
 E = mid COF (.25-.28)

Disc thickness  
 (blank) = 0.750 in  
 063 = 0.625 in  
 050 = 0.500 in  
 038 = 0.375 in

Mounting code  
 (blank) = foot mounted  
 W = side mounted

## SIDE MOUNTED VERSION

