


5028-CM | COMBINATION CALIPER DISC BRAKE




KEY BENEFITS

Bronze & stainless steel construction

Easily changed brake pads

Well matched to Kobelt's standard range of 4" x 10" ventilated discs



Putting you in control.

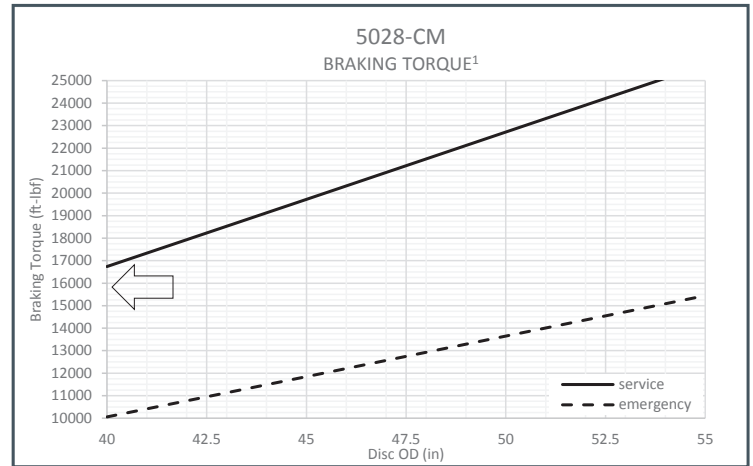
The 'CM' style disc brake offers the benefit of having both service and parking brake duty in a single, compact package. The service chamber uses a diaphragm for accurate braking control. Constructed primarily of bronze and stainless steel, Kobelt's 'CM' disc brakes are built to last in the harshest conditions. These caliper disc brakes are well suited for service braking applications on drawworks and more.

SPECIFICATIONS

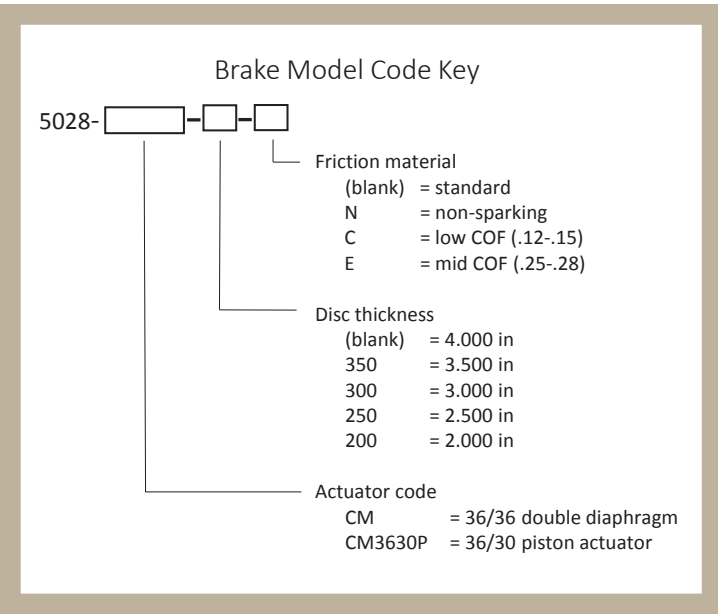
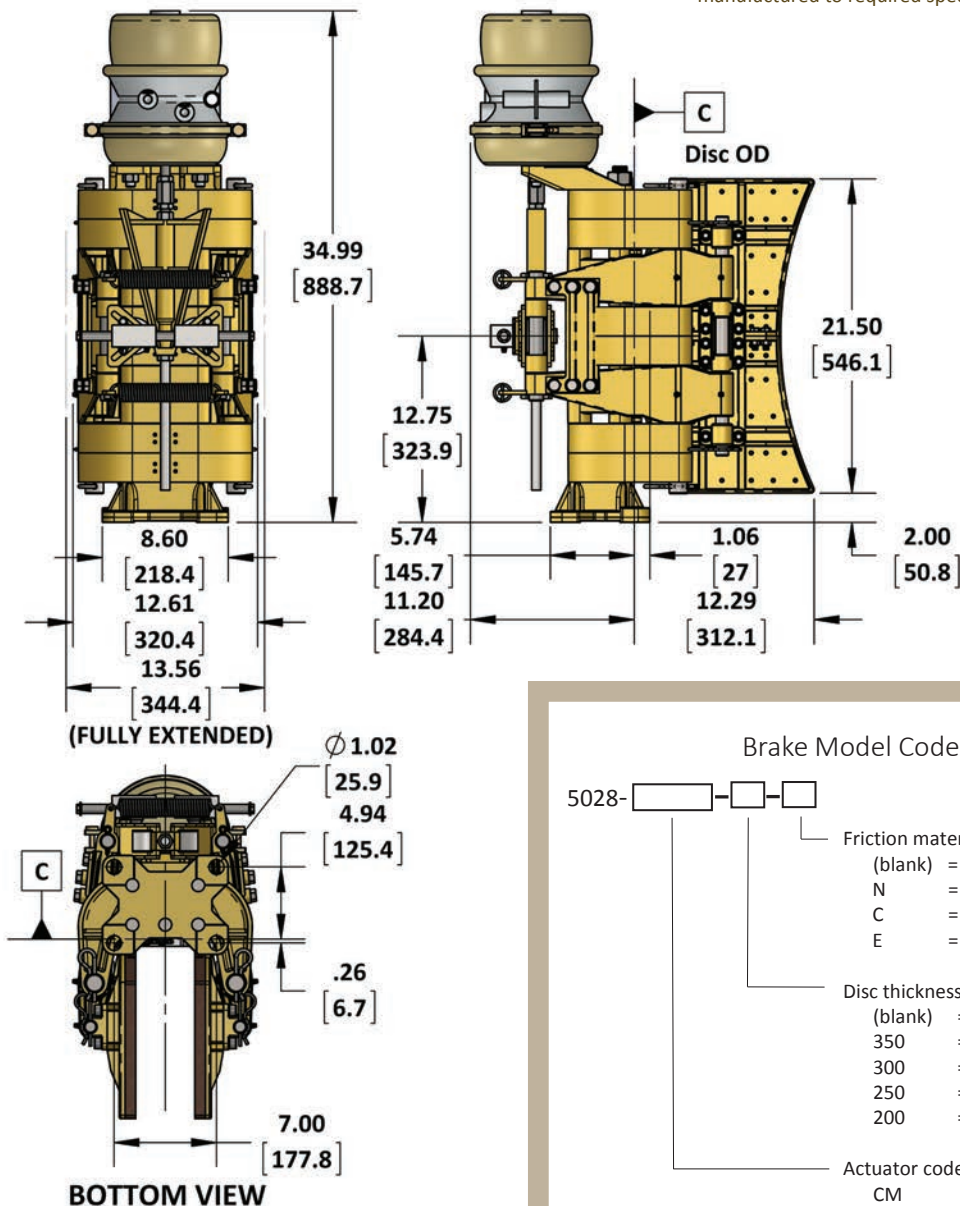
PART NO.		NORMAL FORCE ¹	MAX.	PRESSURES		AIR VOLUME
				RELEASE	HOLD-OFF	
5028-CM	Service Chamber:	18,880 lbs [84.0 kN]	100 psi [6.9 bar]	N/A	N/A	122 in ³ [1999 cc]
	Parking Chamber:	11,340 lbs [50.5 kN]	145 psi [10 bar]	82 psi [5.6 bar]	79 psi [5.4 bar]	139 in ³ [2278 cc]
5028-CM3630P	Service Chamber:	18,390 lbs [81.8 kN]	100 psi [6.9 bar]	N/A	N/A	123 in ³ [2016 cc]
	Parking Chamber:	14,140 lbs [62.9 kN]	145 psi [10 bar]	82 psi [5.6 bar]	75 psi [5.2 bar]	128 in ³ [2098 cc]

SPECIFICATIONS

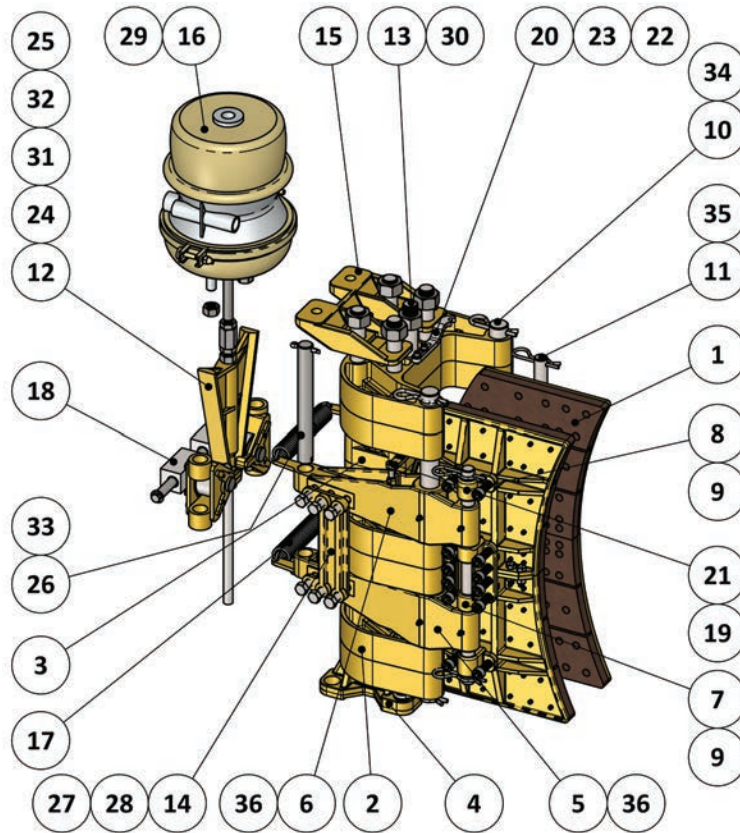
Port Size:	3/8 NPT	
Temperature Range:	-40°F...+131°F -40°C...+55°C	
Disc Thickness:	4 in	[102 mm]
Maximum Running Clearance:	.08 in	[2.0 mm]
Minimum Disc Diameter:	42 in	[1067 mm]
Maximum Disc Diameter :	52 in	[1321 mm]
Pad Life:	17,980 hp-hr	[13,416 kw-hr]
Weight:	362 lbs	[164 kg]



¹ Values in this chart are theoretical and for reference only. They are based on properly bedded and burnished linings acting on a ductile iron rotor at 20°C and manufactured to required specifications.



PARTS LISTING



ITEM	QTY.	PART NUMBER	5028-CM DESCRIPTION
1	2	5028-LS	SHOE ASSEMBLY, 5028 CALIPER
2	3	5028-0002	SADDLE, 5028 CALIPER
3	2	5028-0003	SPACER, 5028 CALIPER
4	1	5028-0001	FOOT, 5028 CALIPER
5	2	5028-1004R	LEVER, 5028-CM, RIGHT
6	2	5028-1004L	LEVER, 5028-CM, LEFT
7	2	5028-0013	PIVOT BLOCK, INNER, 5028 CALIPER
8	4	5028-0014	PIVOT BLOCK, OUTER, 5028 CALIPER
9	24	1002-1420	SCREW, SKT HD, 1/2-13 UNC X 1-1/4, SS
10	2	5028-0022	MAIN PIN, 5028 CALIPER
11	2	5026-0028	PIVOT PIN, 5026/28 CALIPERS
12	1	5028-1047	WEDGE, 5028-CM CALIPER
13	5	5028-0023	TIE ROD, 5028 CALIPER
14	2	5028-0043	LEVER BRACKET, 5028-CM CALIPER
15	1	5028-0152	MOUNTING BRACKET, 5028-CM CALIPER
16	1	3636	ACTUATOR, DOUBLE DIAPHRAGM, SIZE 3636
17	2	1202-1010	SPRING, EXTENSION, 1.25 OD X .156 WIRE, AISI 302, 30 TURNS
18	1	5028-2001	ROLLER BOX ASSEMBLY, 5028-CM

ITEM	QTY.	PART NUMBER	5028-CM DESCRIPTION
19	1	5028-0025	BALANCING LINK PIN, 5028 CALIPER
20	2	5028-0012	BALANCING LINK, PART 1
21	2	5028-0011	BALANCING LINK NO. 2, 5028 CALIPER
22	4	1023-0216	FLAT WASHER, 1/4, TYPE B, NARROW
23	4	1002-1010	SHCS, 1/4-20 UNC X 5/8 LG, 18-8 SS
24	1	5026-0025	5/8-18 COUPLING NUT
25	1	5028-0048	EXTENSION PUSH ROD, 5028-CM CALIPER
26	2	5028-0050	ROLLER GUIDE PIN, 5028 CALIPER
27	4	1001-1416	HEX HD CAPSCREW, 1/2-13 X 1
28	8	1001-1424	HEX HD CAPSCREW, 1/2-13 X 1.5
29	2	1022-0116	REG HEX NUT 5/8-11 UNC, GR 18-8
30	5	1022-0123	NUT, HEX, 1-8 UNC, ASTM F594D
31	1	1022-0166	REG HEX NUT 5/8-18 NF
32	3	1022-0266	JAM NUT, 5/8-18 NF
33	4	1026-1024	COTTER PIN, 1/4" X 1 1/2", SS
34	4	1039-0470	HITCH PIN, 1/4 X 4-1/4, STEEL
35	4	1039-0352	HITCH PIN, 5/16 X4, STEEL
36	8	1501-0301	GREASE NIPPLE, 1/4-28

Note: Product information and specifications are subject to change without prior notification.