

5029-CM | COMBINATION CALIPER DISC BRAKE



KEY BENEFITS

Bronze & stainless steel construction

Easily changed brake pads

Well matched to Kobelt's standard range of 4" x 10" ventilated discs

Putting you in control.

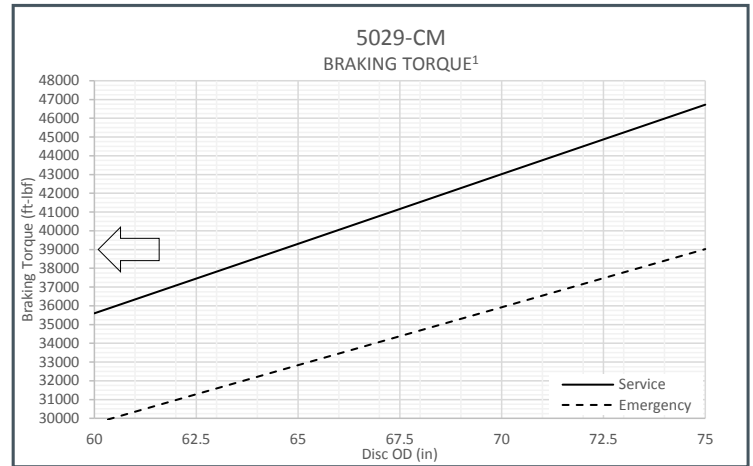
The 'CM' style disc brake offers the benefit of having both service and parking brake duty in a single, compact package. Constructed primarily of bronze and stainless steel, Kobelt's 'CM' disc brakes are built to last in the harshest conditions making them suitable for service braking applications on mobile service rigs.

SPECIFICATIONS

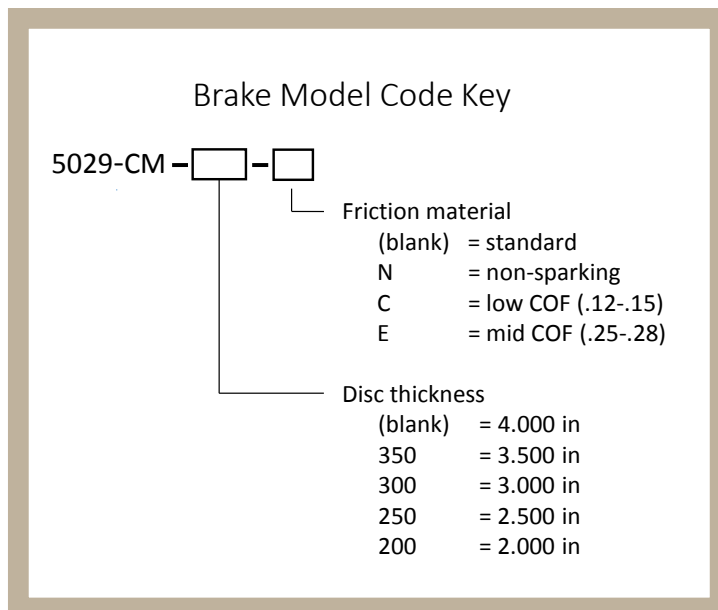
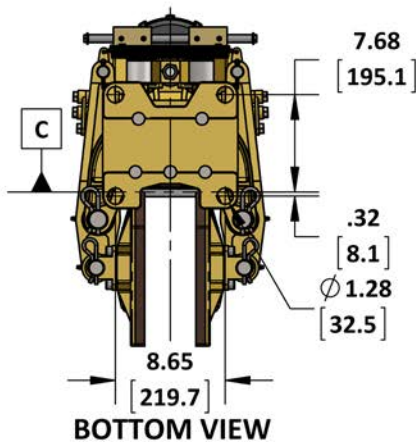
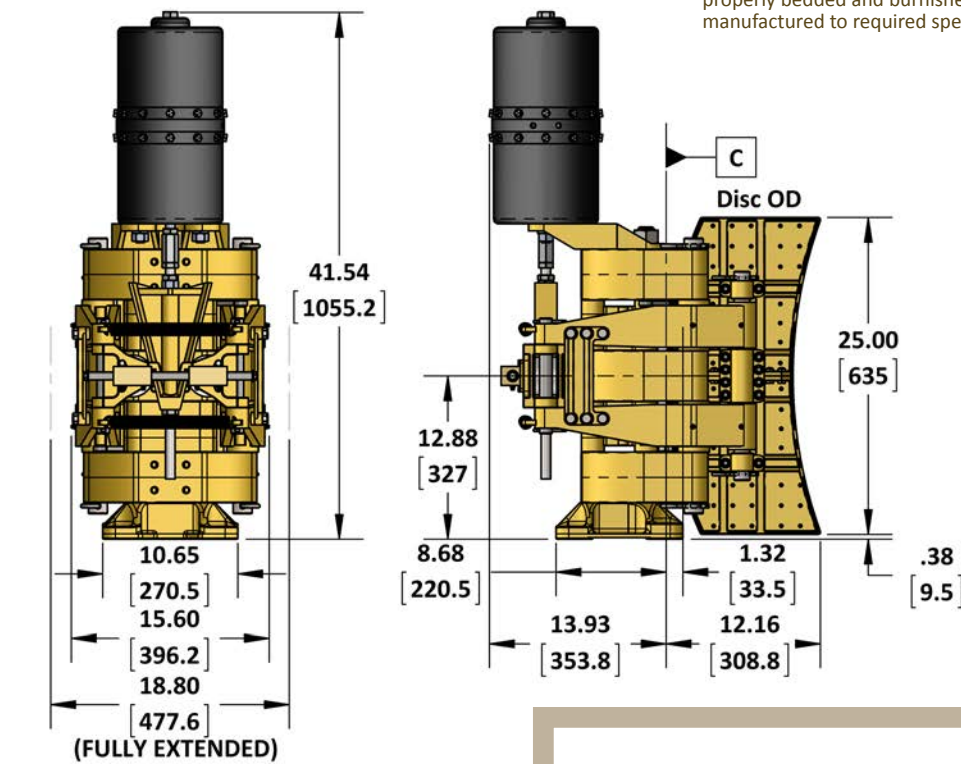
PART NO.		NORMAL FORCE ¹	MAX.	PRESSURES		AIR VOLUME
				RELEASE	HOLD-OFF	
5029-CM	Service Chamber:	23,420 lbs [104.2 KN]	100 psi [6.9 bar]	N/A	N/A	197 in ³ [3228 cc]
	Parking Chamber:	19,560 lbs [87.0 KN]	145 psi [10 bar]	84 psi [5.8 bar]	79 psi [5.4 bar]	193 in ³ [3163 cc]

SPECIFICATIONS

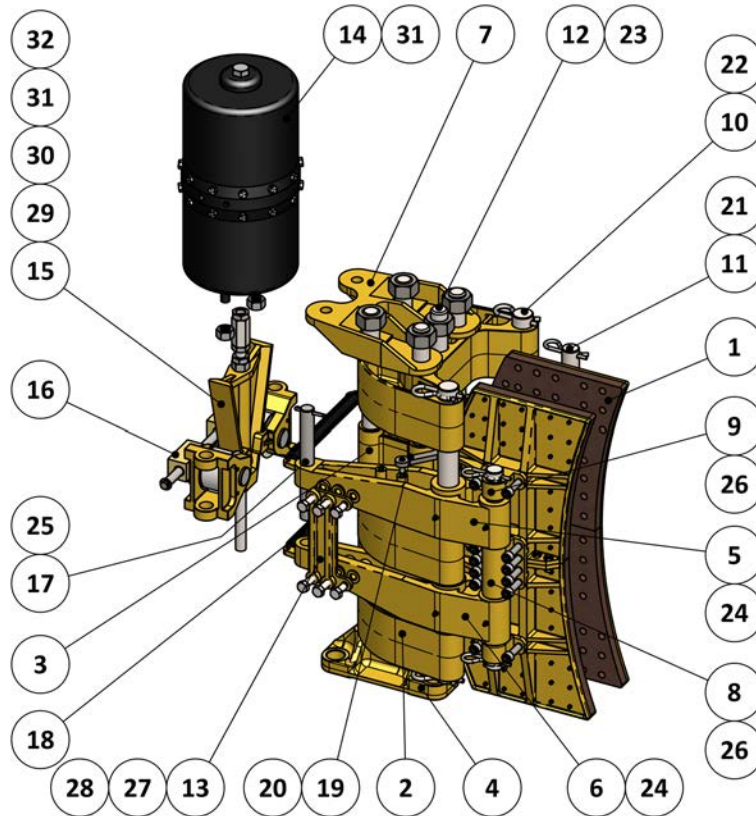
Port Size:	$\frac{3}{8}$ NPT	
Temperature Range:	-40°F...+131°F -40°C...+55°C	
Disc Thickness:	4 in	[102 mm]
Maximum Running Clearance:	.08 in	[2.0 mm]
Minimum Disc Diameter:	60 in	[1524 mm]
Maximum Disc Diameter :	74 in	[1880 mm]
Pad Life:	21,680 hp-hr	[16,180 kw-hr]
Weight:	564 lbs	[256 kg]



¹ Values in this chart are theoretical and for reference only. They are based on properly bedded and burnished linings acting on a ductile iron rotor at 20°C and manufactured to required specifications.



PARTS LISTING



ITEM	QTY.	PART NUMBER	5029-CM DESCRIPTION
1	2	5029-LS	SHOE ASSEMBLY, 5029 CALIPER
2	3	5029-0002	SADDLE, 5029 CALIPER
3	2	5029-0003	SPACER, 5029 CALIPER
4	1	5029-0001	FOOT, 5029 / 5030 CALIPER
5	2	5029-0004L	LEVER, 5029 CALIPER, LEFT
6	2	5029-0004R	LEVER, 5029 CALIPER, RIGHT
7	1	5029-0035	ACTUATOR BRACKET
8	2	5029-0013	PIVOT BLOCK, INNER, 5029 CALIPER
9	4	5029-0014	PIVOT BLOCK, OUTER, 5029 CALIPER
10	2	5029-0022	SADDLE PIN, 5029 CALIPER
11	2	5029-0021	SHOE PIN, 5029 CALIPER
12	5	5029-0023	TIE ROD, 5029 CALIPER
13	2	5028-0043	LEVER BRACKET, 5028-CM CALIPER
14	1	50-HB	ACTUATOR, COMBINATION, AIR, #50
15	1	5029-0034	WEDGE, 5029-CM
16	1	5029-2001	ROLLER BOX ASSEMBLY, 5029-CM

ITEM	QTY.	PART NUMBER	5029-CM DESCRIPTION
17	2	5029-0027	ROLLER GUIDE PIN
18	2	1202-1009	SPRING, EXTENSION
19	2	5029-0011	BALANCING LINK, 5029 CALIPER
20	2	5029-0016	LINK PIN, 5029 - 5049 CALIPERS
21	4	1039-0470	HITCH PIN, 1/4 X 4-1/4, STEEL
22	4	1039-0553	HITCH PIN, 5/16 X 4, STEEL
23	5	1022-0125	HEX NUT, 1-3/4"-7 UNC, 18-8
24	8	1501-0301	GREASE NIPPLE, 1/4-28
25	4	1026-1032	COTTER PIN, 5/32" X 1.5
26	30	1002-1424	SHCS, 1/2-13 UNC X 1-1/2, SS
27	8	1001-1424	HEX HD CAPSCREW, 1/2-13 X 1.5
28	4	1001-1416	HEX HD CAPSCREW, 1/2-13 X 1
29	1	5040-0016	EXTENSION PUSH ROD
30	1	5040-0042	COUPLING NUT, 3/4 UNF
31	3	1022-0167	HEX.TIE ROD NUT
32	4	1022-0267	NUT, JAM, 3/4-16 NF, SS

Note: Product information and specifications are subject to change without prior notification.