

7243 NON-DRAIN BACK VALVE

This document serves as a quick guide to instruct the user on replacing 7143 non-drain back valve with 7243 unit. For further information visit www.Kobel.com or scan the QR code below.

7243 has the same function as 7143, but port size and location are different as shown in Fig.1. *supply port* and *load port* changed from -08 ORB to -10 ORB.

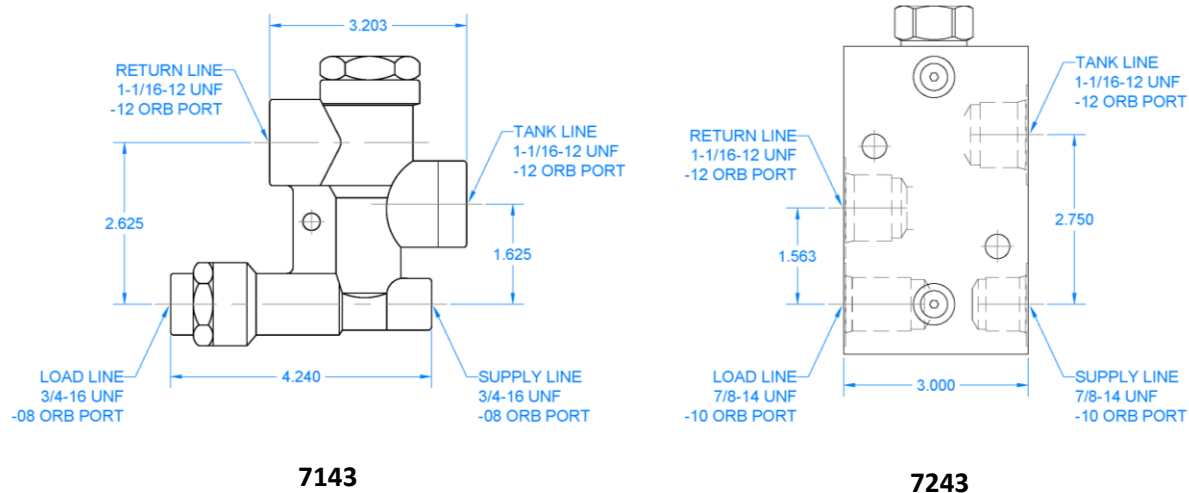


FIG.1-7143 vs 7243 OVERALL DEIMENSION

To install 7243 follow these steps:

1. Remove 7143
2. Cut all 4 line that connected to the unit to make room for fittings and hoses
3. Use flareless tube fittings on the tube side (Fig.2)
4. Use MORB to MJUC fittings on manifold (Fig.3)
5. Connect each line to related port with flexible hose

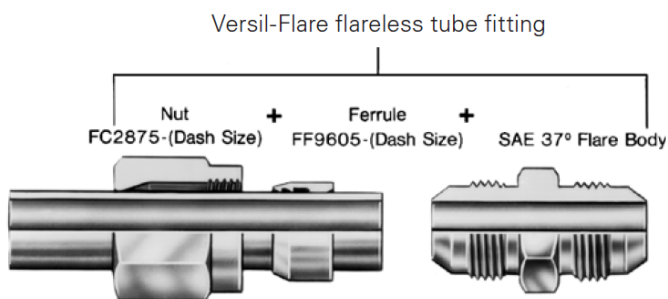



FIG.2- FLARELESS TUBE FITTING



FIG.3- MORB x MJIC FITTING



QUICK START INSERT



Kobelt Manufacturing Co. Ltd.
8238 129th Street
Surrey, British Columbia
Canada, V3W 0A6

Sales Tel: +1-604-572-3935
Fax: +1-604-590-8313
Email: sales@kobelt.com
Website: www.kobelt.com